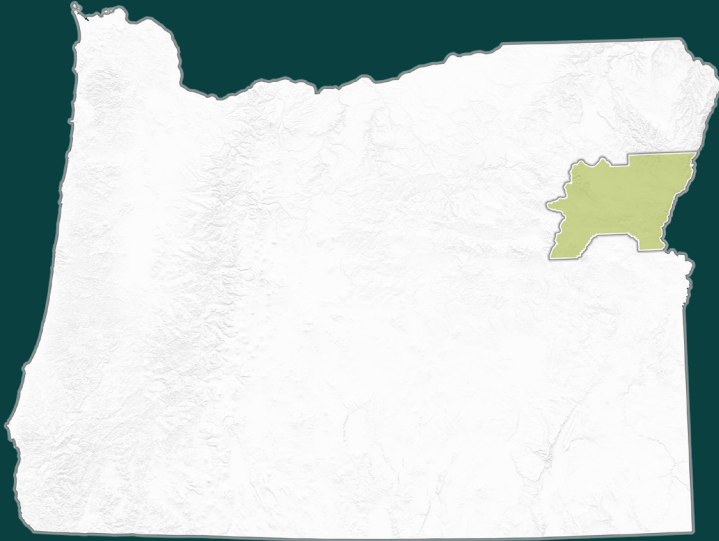


OREGON'S OUTDOOR RECREATION ECONOMY



BAKER

COUNTY

Outdoor recreation is a major contributor to the economy of Baker County.

In 2019, local recreationists and visitors spent \$125 million in Baker County.

Spending on outdoor recreation in Baker County supported:

1,100

FULL AND PART-TIME JOBS

\$27 MILLION

IN WAGES AND OTHER COMPENSATION

\$32 MILLION

IN GDP CONTRIBUTIONS

\$4.0 MILLION

IN STATE AND LOCAL TAXES

OREGON'S OUTDOOR RECREATION ECONOMY



BENTON

COUNTY

Outdoor recreation is a major contributor to the economy of Benton County.

In 2019, local recreationists and visitors spent \$80 million in Benton County.

Spending on outdoor recreation in Benton County supported:

800

FULL AND PART-TIME JOBS

\$24 MILLION

IN WAGES AND OTHER COMPENSATION

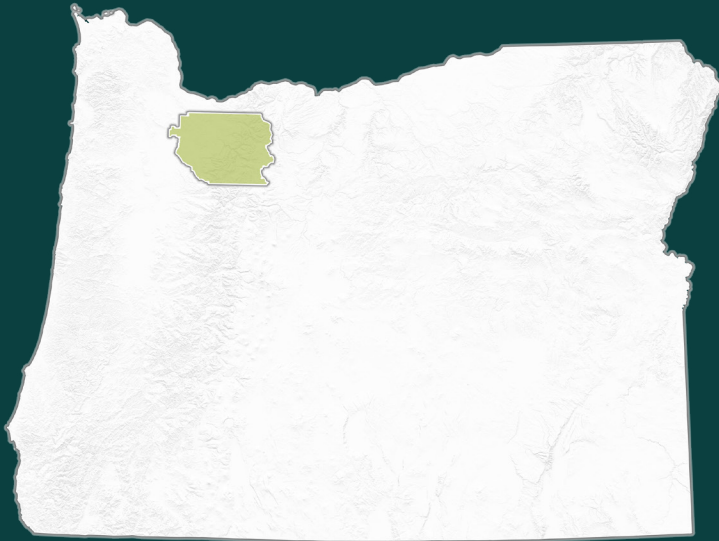
\$35 MILLION

IN GDP CONTRIBUTIONS

\$4.4 MILLION

IN STATE AND LOCAL TAXES

OREGON'S OUTDOOR RECREATION ECONOMY



CLACKAMAS

COUNTY

Outdoor recreation is a major contributor to the economy of Clackamas County.

In 2019, local recreationists and visitors spent \$628 million in Clackamas County.

Spending on outdoor recreation in Clackamas County supported:

7,500

FULL AND PART-TIME JOBS

\$312 MILLION

IN WAGES AND OTHER COMPENSATION

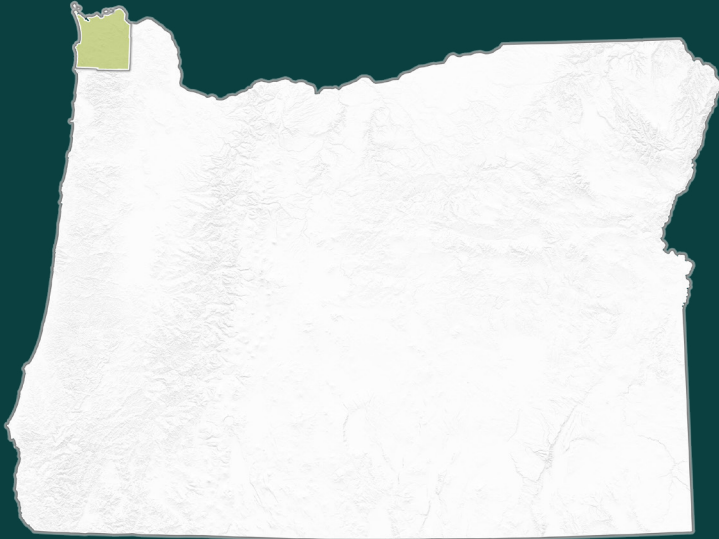
\$356 MILLION

IN GDP CONTRIBUTIONS

\$37 MILLION

IN STATE AND LOCAL TAXES

OREGON'S OUTDOOR RECREATION ECONOMY



CLATSOP

COUNTY

Outdoor recreation is a major contributor to the economy of Clatsop County.

In 2019, local recreationists and visitors spent \$785 million in Clatsop County.

Spending on outdoor recreation in Clatsop County supported:

5,800

FULL AND PART-TIME JOBS

\$216 MILLION

IN WAGES AND OTHER COMPENSATION

\$326 MILLION

IN GDP CONTRIBUTIONS

\$26 MILLION

IN STATE AND LOCAL TAXES

OREGON'S OUTDOOR RECREATION ECONOMY



COLUMBIA

COUNTY

Outdoor recreation is a major contributor to the economy of Columbia County.

In 2019, local recreationists and visitors spent \$37 million in Columbia County.

Spending on outdoor recreation in Columbia County supported:

300

FULL AND PART-TIME JOBS

\$8.8 MILLION

IN WAGES AND OTHER COMPENSATION

\$11 MILLION

IN GDP CONTRIBUTIONS

\$1.5 MILLION

IN STATE AND LOCAL TAXES

OREGON'S OUTDOOR RECREATION ECONOMY



COOS

COUNTY

Outdoor recreation is a major contributor to the economy of Coos County.

In 2019, local recreationists and visitors spent \$1.27 billion in Coos County.

Spending on outdoor recreation in Coos County supported:

13,400

FULL AND PART-TIME JOBS

\$446 MILLION

IN WAGES AND OTHER COMPENSATION

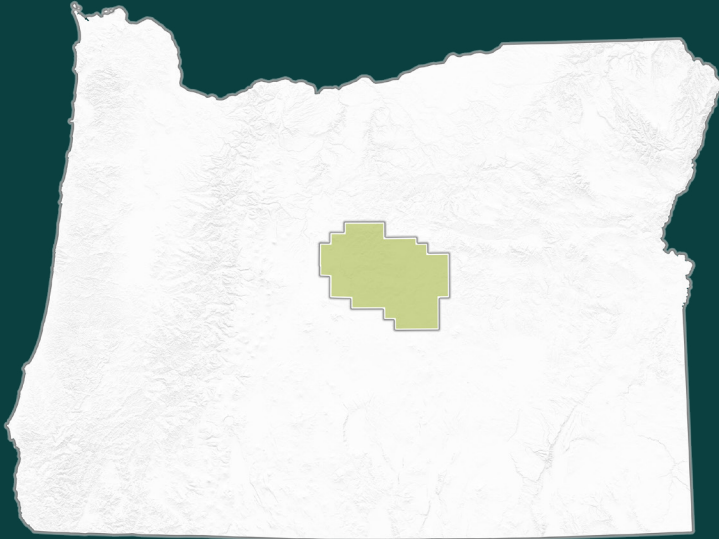
\$81 MILLION

IN GDP CONTRIBUTIONS

\$49 MILLION

IN STATE AND LOCAL TAXES

OREGON'S OUTDOOR RECREATION ECONOMY



CROOK

COUNTY

Outdoor recreation is a major contributor to the economy of Crook County.

In 2019, local recreationists and visitors spent \$86 million in Crook County.

Spending on outdoor recreation in Crook County supported:

800

FULL AND PART-TIME JOBS

\$26 MILLION

IN WAGES AND OTHER COMPENSATION

\$35 MILLION

IN GDP CONTRIBUTIONS

\$4 MILLION

IN STATE AND LOCAL TAXES

OREGON'S OUTDOOR RECREATION ECONOMY



CURRY

COUNTY

Outdoor recreation is a major contributor to the economy of Curry County.

In 2019, local recreationists and visitors spent \$612 million in Curry County.

Spending on outdoor recreation in Curry County supported:

5,100

FULL AND PART-TIME JOBS

\$152 MILLION

IN WAGES AND OTHER COMPENSATION

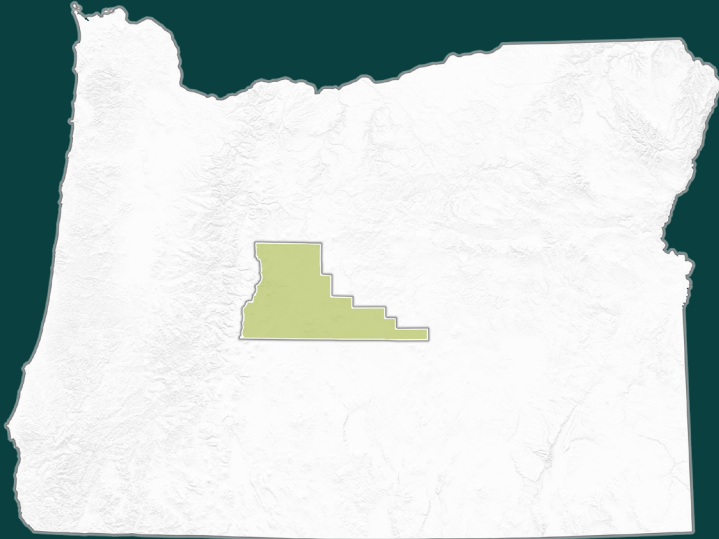
\$203 MILLION

IN GDP CONTRIBUTIONS

\$17 MILLION

IN STATE AND LOCAL TAXES

OREGON'S OUTDOOR RECREATION ECONOMY



DESCHUTES

COUNTY

Outdoor recreation is a major contributor to the economy of Deschutes County.

In 2019, local recreationists and visitors spent \$744 million in Deschutes County.

Spending on outdoor recreation in Deschutes County supported:

9,400

FULL AND PART-TIME JOBS

\$371 MILLION

IN WAGES AND OTHER COMPENSATION

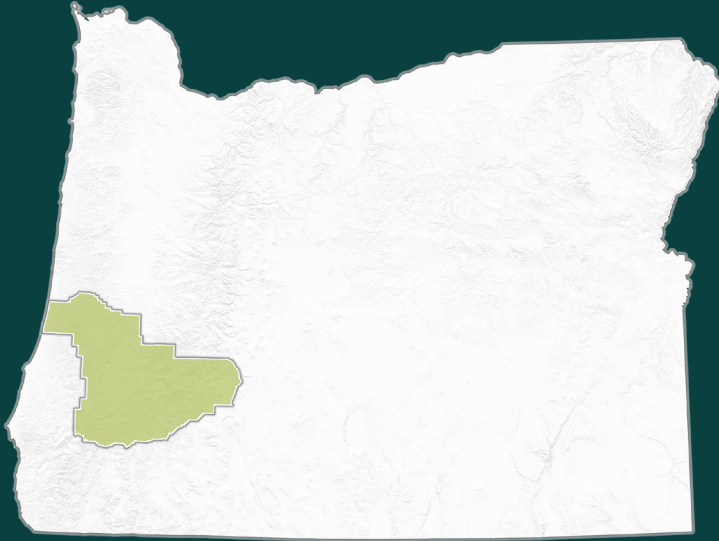
\$433 MILLION

IN GDP CONTRIBUTIONS

\$44 MILLION

IN STATE AND LOCAL TAXES

OREGON'S OUTDOOR RECREATION ECONOMY



DOUGLAS

COUNTY

Outdoor recreation is a major contributor to the economy of Douglas County.

In 2019, local recreationists and visitors spent \$375 million in Douglas County.

Spending on outdoor recreation in Douglas County supported:

3,800

FULL AND PART-TIME JOBS

\$125 MILLION

IN WAGES AND OTHER COMPENSATION

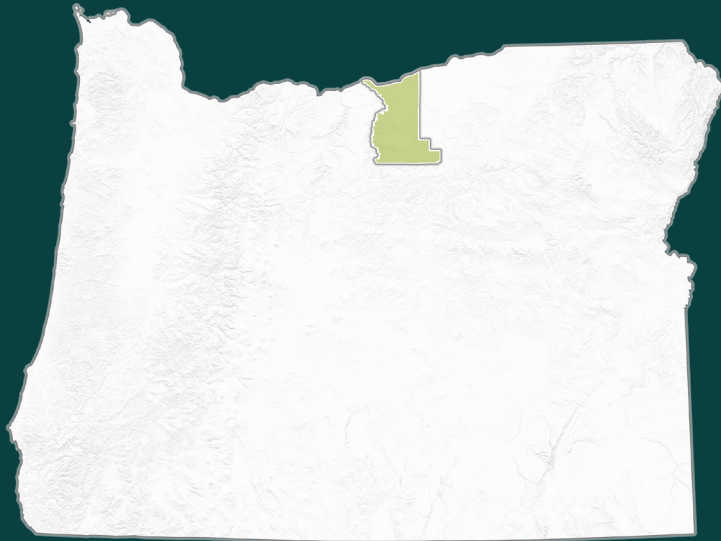
\$138 MILLION

IN GDP CONTRIBUTIONS

\$19 MILLION

IN STATE AND LOCAL TAXES

OREGON'S OUTDOOR RECREATION ECONOMY



GILLIAM

COUNTY

Outdoor recreation is a major contributor to the economy of Gilliam County.

In 2019, local recreationists and visitors spent \$6.6 million in Gilliam County.

Spending on outdoor recreation in Gilliam County supported:

40

FULL AND PART-TIME JOBS

\$1.0 MILLION

IN WAGES AND OTHER COMPENSATION

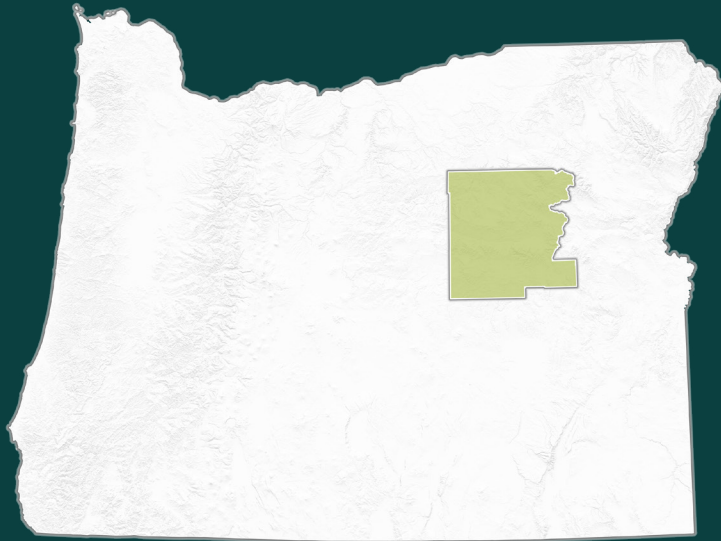
\$1.3 MILLION

IN GDP CONTRIBUTIONS

\$140,000

IN STATE AND LOCAL TAXES

OREGON'S OUTDOOR RECREATION ECONOMY



GRANT

COUNTY

Outdoor recreation is a major contributor to the economy of Grant County.

In 2019, local recreationists and visitors spent \$75 million in Grant County.

Spending on outdoor recreation in Grant County supported:

900

FULL AND PART-TIME JOBS

\$21 MILLION

IN WAGES AND OTHER COMPENSATION

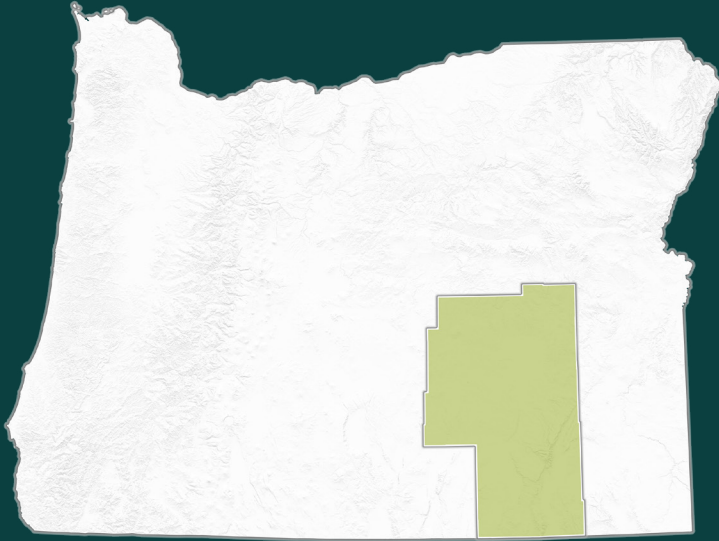
\$16 MILLION

IN GDP CONTRIBUTIONS

\$4.4 MILLION

IN STATE AND LOCAL TAXES

OREGON'S OUTDOOR RECREATION ECONOMY



HARNEY

COUNTY

Outdoor recreation is a major contributor to the economy of Harney County.

In 2019, local recreationists and visitors spent \$173 million in Harney County.

Spending on outdoor recreation in Harney County supported:

1,100

FULL AND PART-TIME JOBS

\$35 MILLION

IN WAGES AND OTHER COMPENSATION

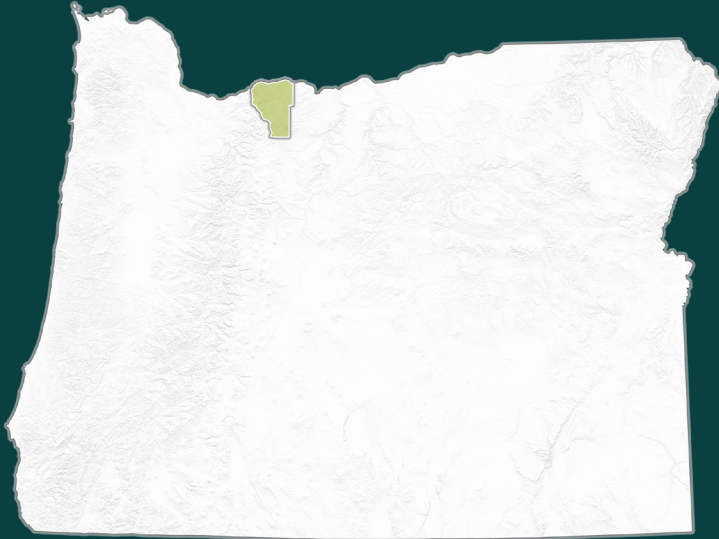
\$33 MILLION

IN GDP CONTRIBUTIONS

\$6.8 MILLION

IN STATE AND LOCAL TAXES

OREGON'S OUTDOOR RECREATION ECONOMY



HOOD RIVER

COUNTY

Outdoor recreation is a major contributor to the economy of Hood River County.

In 2019, local recreationists and visitors spent \$283 million in Hood River County.

Spending on outdoor recreation in Hood River County supported:

3,500

FULL AND PART-TIME JOBS

\$132 MILLION

IN WAGES AND OTHER COMPENSATION

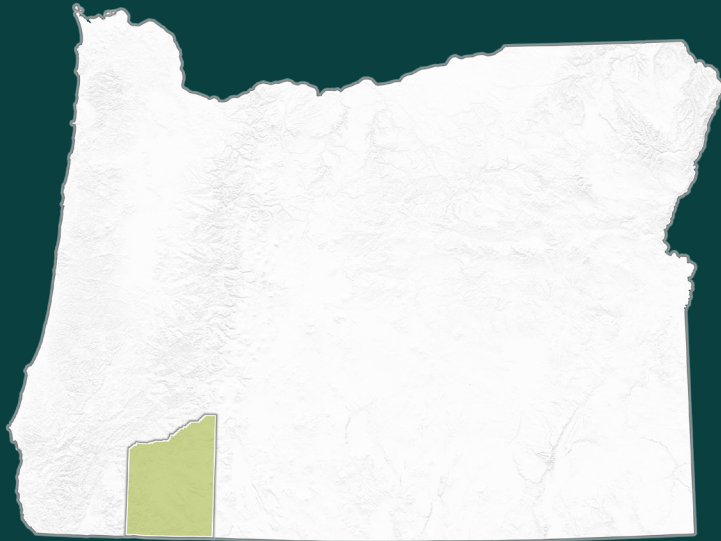
\$120 MILLION

IN GDP CONTRIBUTIONS

\$16 MILLION

IN STATE AND LOCAL TAXES

OREGON'S OUTDOOR RECREATION ECONOMY



JACKSON

COUNTY

Outdoor recreation is a major contributor to the economy of Jackson County.

In 2019, local recreationists and visitors spent \$311 million in Jackson County.

Spending on outdoor recreation in Jackson County supported:

3,200

FULL AND PART-TIME JOBS

\$121 MILLION

IN WAGES AND OTHER COMPENSATION

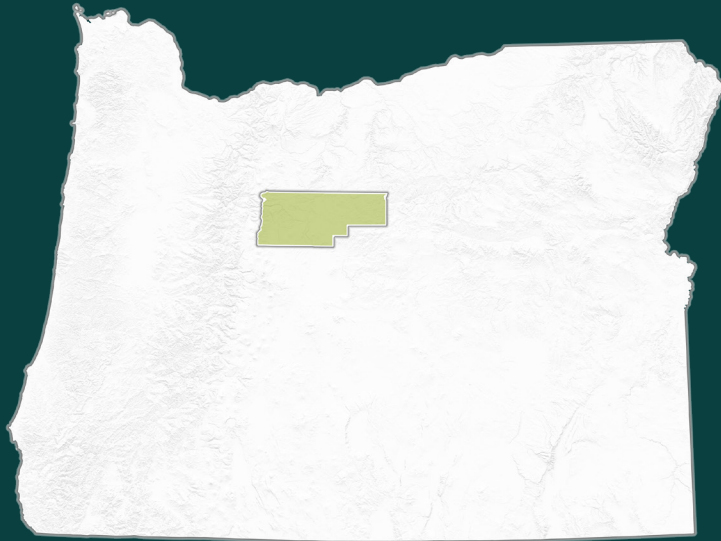
\$163 MILLION

IN GDP CONTRIBUTIONS

\$16 MILLION

IN STATE AND LOCAL TAXES

OREGON'S OUTDOOR RECREATION ECONOMY



JEFFERSON

COUNTY

Outdoor recreation is a major contributor to the economy of Jefferson County.

In 2019, local recreationists and visitors spent \$138 million in Jefferson County.

Spending on outdoor recreation in Jefferson County supported:

1,400

FULL AND PART-TIME JOBS

\$46 MILLION

IN WAGES AND OTHER COMPENSATION

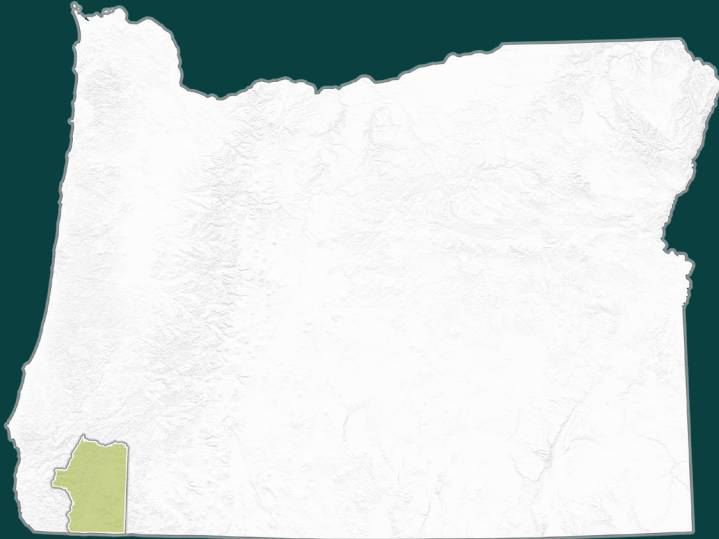
\$47 MILLION

IN GDP CONTRIBUTIONS

\$6 MILLION

IN STATE AND LOCAL TAXES

OREGON'S OUTDOOR RECREATION ECONOMY



JOSEPHINE

COUNTY

Outdoor recreation is a major contributor to the economy of Josephine County.

In 2019, local recreationists and visitors spent \$175 million in Josephine County.

Spending on outdoor recreation in Josephine County supported:

1,700

FULL AND PART-TIME JOBS

\$65 MILLION

IN WAGES AND OTHER COMPENSATION

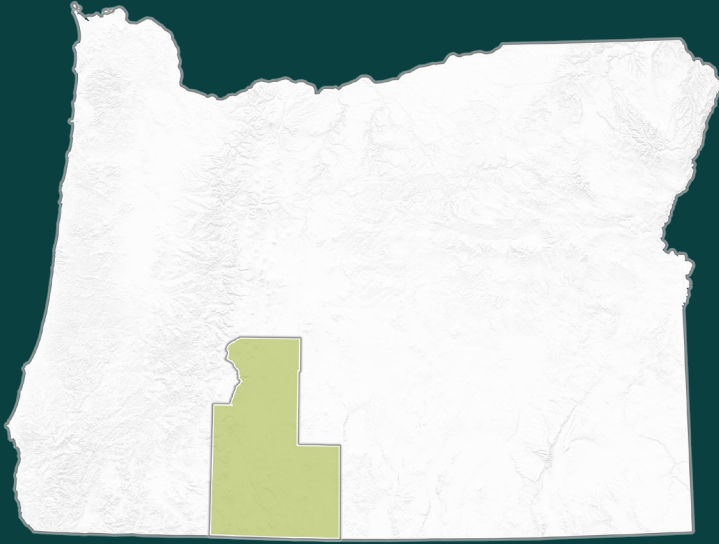
\$74 MILLION

IN GDP CONTRIBUTIONS

\$8 MILLION

IN STATE AND LOCAL TAXES

OREGON'S OUTDOOR RECREATION ECONOMY



KLAMATH

COUNTY

Outdoor recreation is a major contributor to the economy of Klamath County.

In 2019, local recreationists and visitors spent \$384 million in Klamath County.

Spending on outdoor recreation in Klamath County supported:

4,400

FULL AND PART-TIME JOBS

\$144 MILLION

IN WAGES AND OTHER COMPENSATION

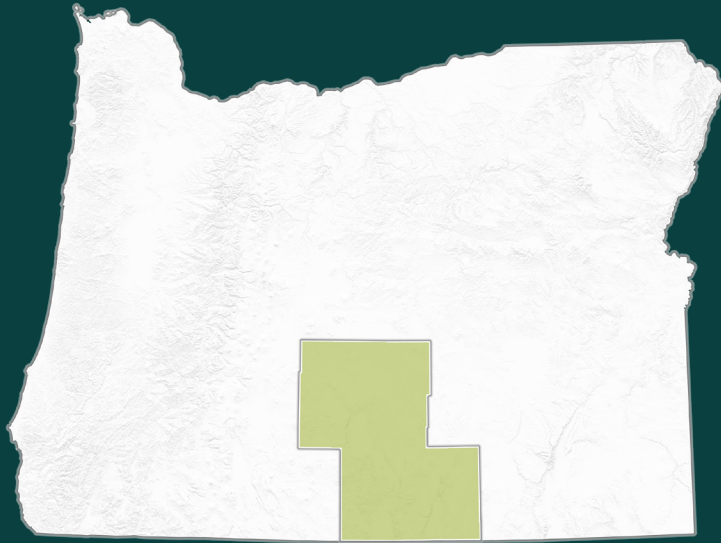
\$151 MILLION

IN GDP CONTRIBUTIONS

\$21 MILLION

IN STATE AND LOCAL TAXES

OREGON'S OUTDOOR RECREATION ECONOMY



LAKE

COUNTY

Outdoor recreation is a major contributor to the economy of Lake County.

In 2019, local recreationists and visitors spent \$110 million in Lake County.

Spending on outdoor recreation in Lake County supported:

1,400

FULL AND PART-TIME JOBS

\$32 MILLION

IN WAGES AND OTHER COMPENSATION

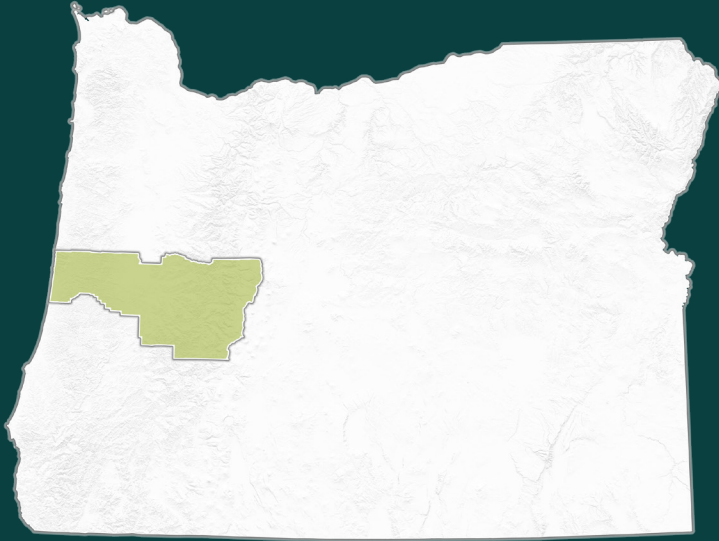
\$22 MILLION

IN GDP CONTRIBUTIONS

\$6.3 MILLION

IN STATE AND LOCAL TAXES

OREGON'S OUTDOOR RECREATION ECONOMY



LANE

COUNTY

Outdoor recreation is a major contributor to the economy of Lane County.

In 2019, local recreationists and visitors spent \$1.29 billion in Lane County.

Spending on outdoor recreation in Lane County supported:

12,700

FULL AND PART-TIME JOBS

\$492 MILLION

IN WAGES AND OTHER COMPENSATION

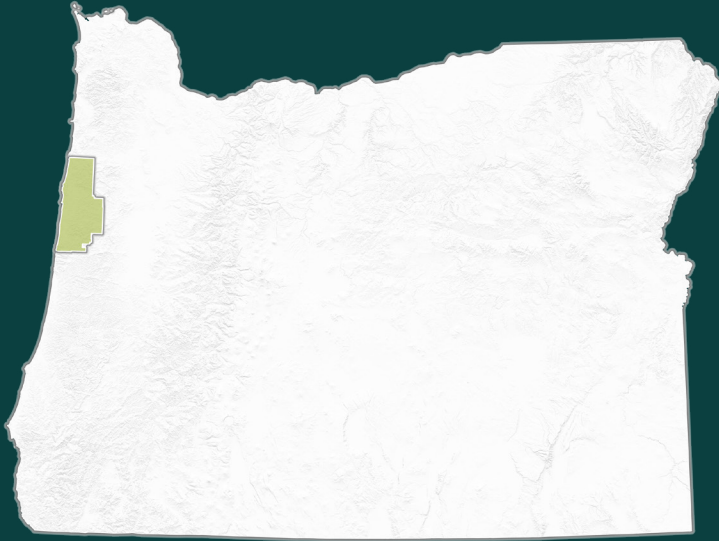
\$654 MILLION

IN GDP CONTRIBUTIONS

\$67 MILLION

IN STATE AND LOCAL TAXES

OREGON'S OUTDOOR RECREATION ECONOMY



LINCOLN

COUNTY

Outdoor recreation is a major contributor to the economy of Lincoln County.

In 2019, local recreationists and visitors spent \$2.08 billion in Lincoln County.

Spending on outdoor recreation in Lincoln County supported:

16,200

FULL AND PART-TIME JOBS

\$523 MILLION

IN WAGES AND OTHER COMPENSATION

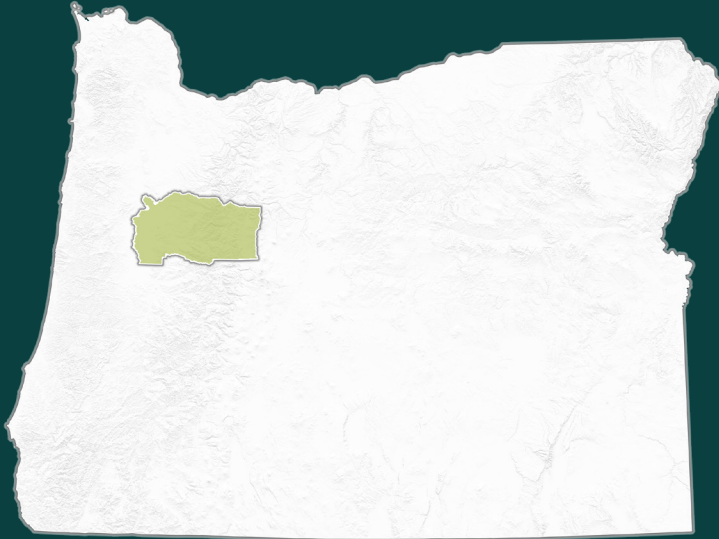
\$822 MILLION

IN GDP CONTRIBUTIONS

\$71 MILLION

IN STATE AND LOCAL TAXES

OREGON'S OUTDOOR RECREATION ECONOMY



LINN

COUNTY

Outdoor recreation is a major contributor to the economy of Linn County.

In 2019, local recreationists and visitors spent \$204 million in Linn County.

Spending on outdoor recreation in Linn County supported:

1,800

FULL AND PART-TIME JOBS

\$67 MILLION

IN WAGES AND OTHER COMPENSATION

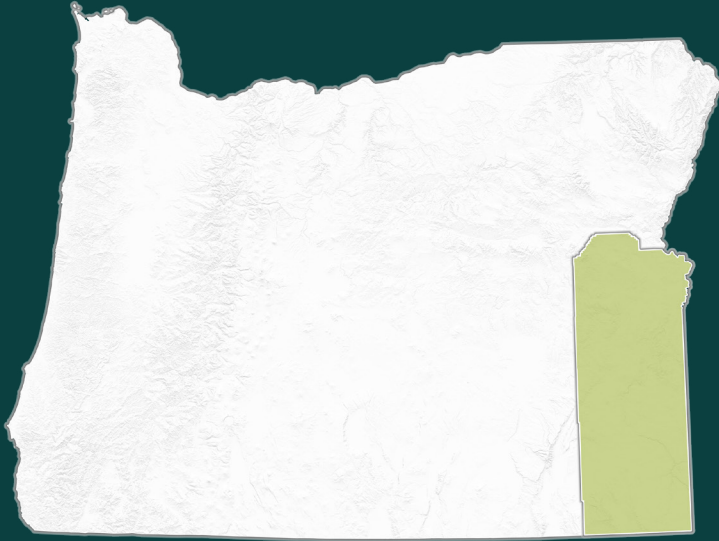
\$76 MILLION

IN GDP CONTRIBUTIONS

\$8.6 MILLION

IN STATE AND LOCAL TAXES

OREGON'S OUTDOOR RECREATION ECONOMY



MALHEUR

COUNTY

Outdoor recreation is a major contributor to the economy of Malheur County.

In 2019, local recreationists and visitors spent \$82 million in Malheur County.

Spending on outdoor recreation in Malheur County supported:

600

FULL AND PART-TIME JOBS

\$18 MILLION

IN WAGES AND OTHER COMPENSATION

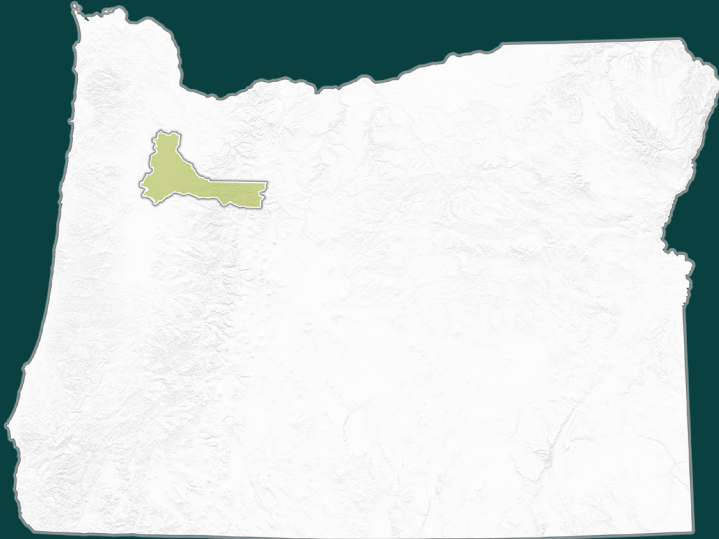
\$25 MILLION

IN GDP CONTRIBUTIONS

\$3.5 MILLION

IN STATE AND LOCAL TAXES

OREGON'S OUTDOOR RECREATION ECONOMY



MARION

COUNTY

Outdoor recreation is a major contributor to the economy of Marion County.

In 2019, local recreationists and visitors spent \$316 million in Marion County.

Spending on outdoor recreation in Marion County supported:

2,900

FULL AND PART-TIME JOBS

\$117 MILLION

IN WAGES AND OTHER COMPENSATION

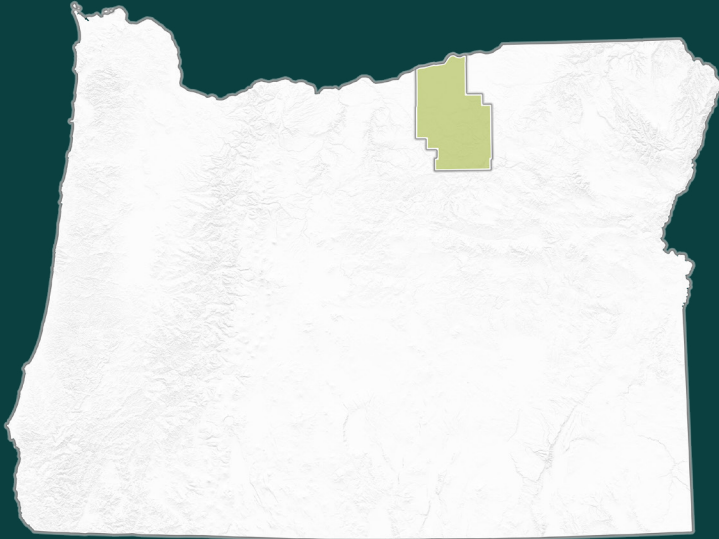
\$163 MILLION

IN GDP CONTRIBUTIONS

\$16 MILLION

IN STATE AND LOCAL TAXES

OREGON'S OUTDOOR RECREATION ECONOMY



MORROW

COUNTY

Outdoor recreation is a major contributor to the economy of Morrow County.

In 2019, local recreationists and visitors spent \$22 million in Morrow County.

Spending on outdoor recreation in Morrow County supported:

200

FULL AND PART-TIME JOBS

\$4.9 MILLION

IN WAGES AND OTHER COMPENSATION

\$6.1 MILLION

IN GDP CONTRIBUTIONS

\$990,000

IN STATE AND LOCAL TAXES

OREGON'S OUTDOOR RECREATION ECONOMY



MULTNOMAH

COUNTY

Outdoor recreation is a major contributor to the economy of Multnomah County.

In 2019, local recreationists and visitors spent \$426 million in Multnomah County.

Spending on outdoor recreation in Multnomah County supported:

4,300

FULL AND PART-TIME JOBS

\$199 MILLION

IN WAGES AND OTHER COMPENSATION

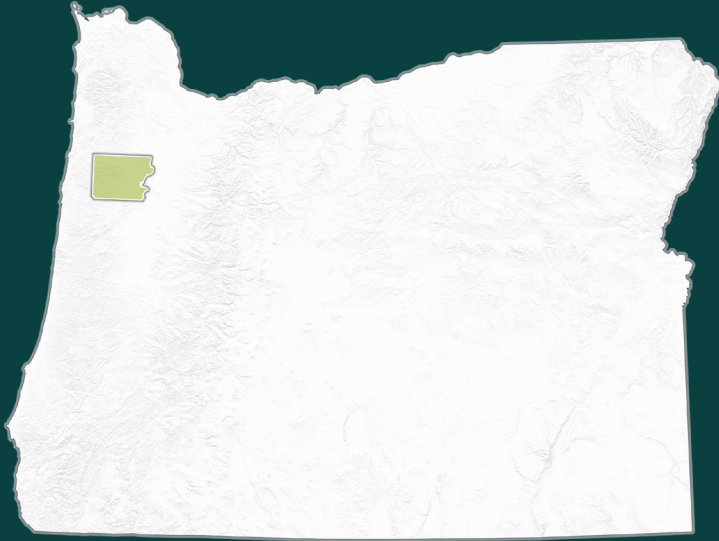
\$288 MILLION

IN GDP CONTRIBUTIONS

\$23 MILLION

IN STATE AND LOCAL TAXES

OREGON'S OUTDOOR RECREATION ECONOMY



POLK

COUNTY

Outdoor recreation is a major contributor to the economy of Polk County.

In 2019, local recreationists and visitors spent \$65 million in Polk County.

Spending on outdoor recreation in Polk County supported:

500

FULL AND PART-TIME JOBS

\$14 MILLION

IN WAGES AND OTHER COMPENSATION

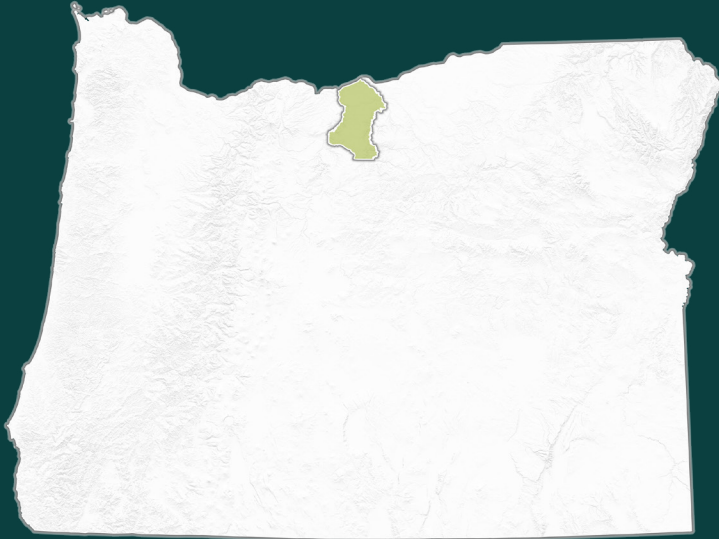
\$19 MILLION

IN GDP CONTRIBUTIONS

\$2.1 MILLION

IN STATE AND LOCAL TAXES

OREGON'S OUTDOOR RECREATION ECONOMY



SHERMAN

COUNTY

Outdoor recreation is a major contributor to the economy of Sherman County.

In 2019, local recreationists and visitors spent \$6.7 million in Sherman County.

Spending on outdoor recreation in Sherman County supported:

40

FULL AND PART-TIME JOBS

\$1.4 MILLION

IN WAGES AND OTHER COMPENSATION

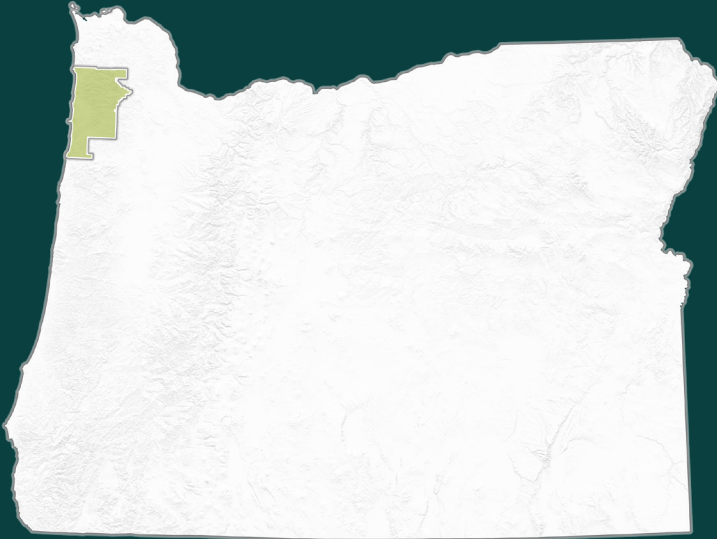
\$2.1 MILLION

IN GDP CONTRIBUTIONS

\$140,000

IN STATE AND LOCAL TAXES

OREGON'S OUTDOOR RECREATION ECONOMY



TILLAMOOK

COUNTY

Outdoor recreation is a major contributor to the economy of Tillamook County.

In 2019, local recreationists and visitors spent \$737 million in Tillamook County.

Spending on outdoor recreation in Tillamook County supported:

5,500

FULL AND PART-TIME JOBS

\$168 MILLION

IN WAGES AND OTHER COMPENSATION

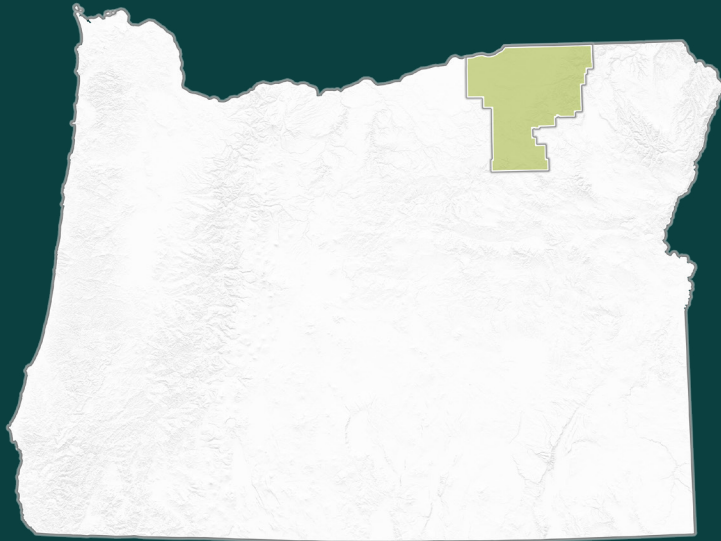
\$260 MILLION

IN GDP CONTRIBUTIONS

\$29 MILLION

IN STATE AND LOCAL TAXES

OREGON'S OUTDOOR RECREATION ECONOMY



UMATILLA

COUNTY

Outdoor recreation is a major contributor to the economy of Umatilla County.

In 2019, local recreationists and visitors spent \$116 million in Umatilla County.

Spending on outdoor recreation in Umatilla County supported:

1,000

FULL AND PART-TIME JOBS

\$29 MILLION

IN WAGES AND OTHER COMPENSATION

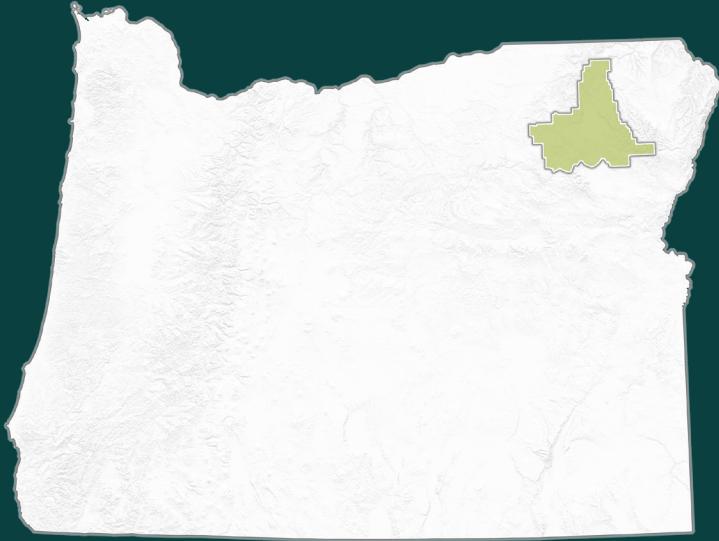
\$40 MILLION

IN GDP CONTRIBUTIONS

\$5.3 MILLION

IN STATE AND LOCAL TAXES

OREGON'S OUTDOOR RECREATION ECONOMY



UNION

COUNTY

Outdoor recreation is a major contributor to the economy of Union County.

In 2019, local recreationists and visitors spent \$81 million in Union County.

Spending on outdoor recreation in Union County supported:

800

FULL AND PART-TIME JOBS

\$23 MILLION

IN WAGES AND OTHER COMPENSATION

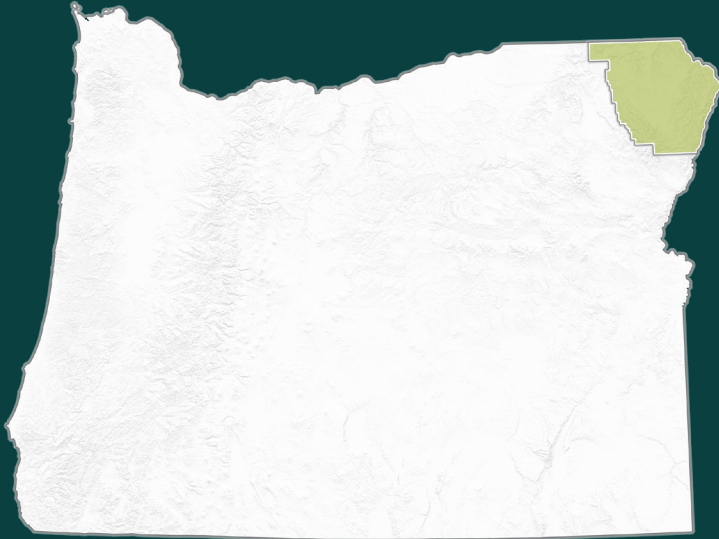
\$29 MILLION

IN GDP CONTRIBUTIONS

\$3.2 MILLION

IN STATE AND LOCAL TAXES

OREGON'S OUTDOOR RECREATION ECONOMY



WALLOWA

COUNTY

Outdoor recreation is a major contributor to the economy of Wallowa County.

In 2019, local recreationists and visitors spent \$63 million in Wallowa County.

Spending on outdoor recreation in Wallowa County supported:

700

FULL AND PART-TIME JOBS

\$20 MILLION

IN WAGES AND OTHER COMPENSATION

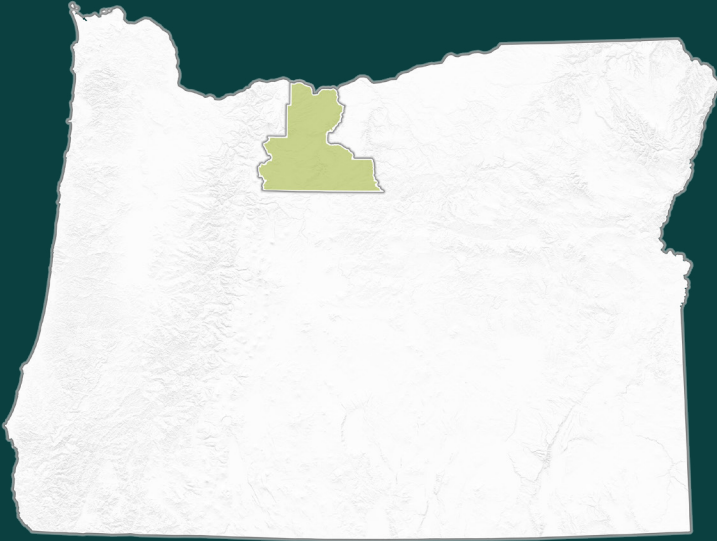
\$17 MILLION

IN GDP CONTRIBUTIONS

\$2.8 MILLION

IN STATE AND LOCAL TAXES

OREGON'S OUTDOOR RECREATION ECONOMY



WASCO

COUNTY

Outdoor recreation is a major contributor to the economy of Wasco County.

In 2019, local recreationists and visitors spent \$289 million in Wasco County.

Spending on outdoor recreation in Wasco County supported:

3,700

FULL AND PART-TIME JOBS

\$133 MILLION

IN WAGES AND OTHER COMPENSATION

\$145 MILLION

IN GDP CONTRIBUTIONS

\$19 MILLION

IN STATE AND LOCAL TAXES

OREGON'S OUTDOOR RECREATION ECONOMY



WASHINGTON

COUNTY

Outdoor recreation is a major contributor to the economy of Washington County.

In 2019, local recreationists and visitors spent \$164 million in Washington County.

Spending on outdoor recreation in Washington County supported:

1,300

FULL AND PART-TIME JOBS

\$55 MILLION

IN WAGES AND OTHER COMPENSATION

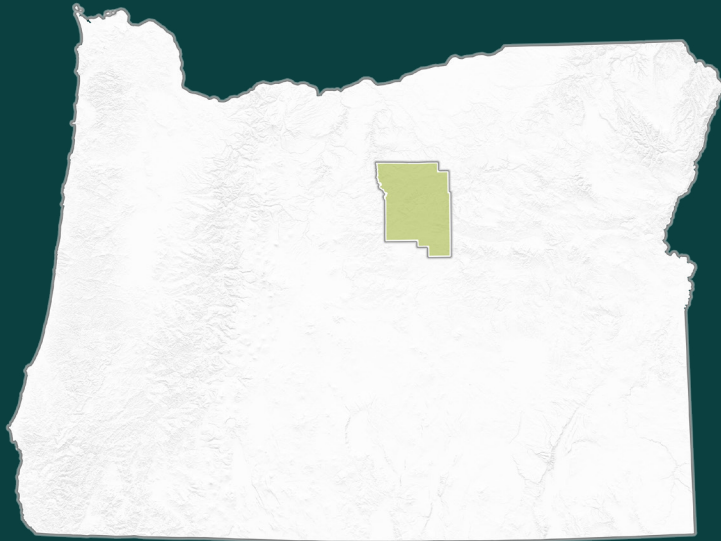
\$83 MILLION

IN GDP CONTRIBUTIONS

\$6.4 MILLION

IN STATE AND LOCAL TAXES

OREGON'S OUTDOOR RECREATION ECONOMY



WHEELER

COUNTY

Outdoor recreation is a major contributor to the economy of Wheeler County.

In 2019, local recreationists and visitors spent \$21 million in Wheeler County.

Spending on outdoor recreation in Wheeler County supported:

200

FULL AND PART-TIME JOBS

\$4.4 MILLION

IN WAGES AND OTHER COMPENSATION

\$3.1 MILLION

IN GDP CONTRIBUTIONS

\$550,000

IN STATE AND LOCAL TAXES

OREGON'S OUTDOOR RECREATION ECONOMY



YAMHILL

COUNTY

Outdoor recreation is a major contributor to the economy of Yamhill County.

In 2019, local recreationists and visitors spent \$69 million in Yamhill County.

Spending on outdoor recreation in Yamhill County supported:

500

FULL AND PART-TIME JOBS

\$19 MILLION

IN WAGES AND OTHER COMPENSATION

\$26 MILLION

IN GDP CONTRIBUTIONS

\$2.7 MILLION

IN STATE AND LOCAL TAXES